

ROCKVILLE







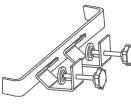


Rockshield 3

PRO AUDIO ACOUSTIC
MICROPHONE ISOLATION
SHIELD w/SOUND
DAMPENING FOAM

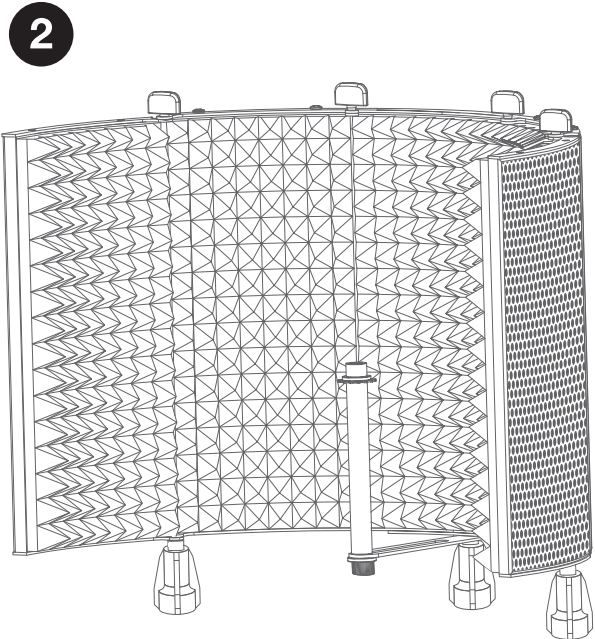
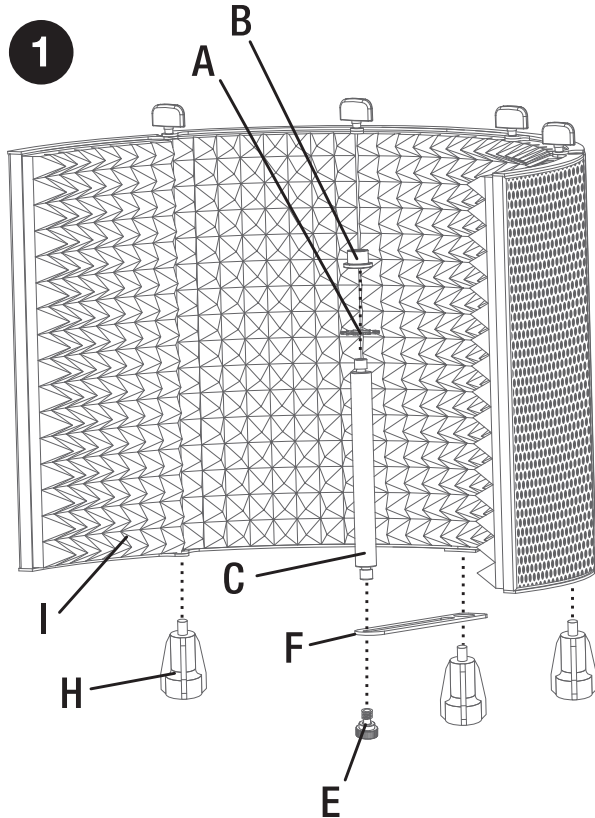


Who reads manuals?
Go to vimeo.com/491795377 or scan the QR code and watch a short video, which shows you how to set this item up and how to use it.

ASSEMBLY GUIDE

A		5/8" washer (1)
B		3/8" to 5/8" adapter (1)
C		tube with 3/8" thread, male (1)
D		M6 plastic knob (1)
E		3/8" metal knob (2)
F		steel track (1)
G		clamp (1)
H		feet (3)
I		adjustable panels (5)

Desktop Use:



Stand Mount:

