

WHO READS MANUALS?

Scan the QR code or go to rockvillesupport.com/line8-usb to access how-to video(s), the owner's manual, and other important information you may need to get the most out of your item.

If you prefer written instructions, please read ahead!


With Rockville you get many options.



Missing items? If you ordered a bundle that includes more than one product and you are missing part of your bundle then it just means your order shipped from two different warehouses. You will receive the remaining items very soon. If you have any concerns or inquiries, feel free to call our customer support center at 1-646-758-0144, 24 hours a day/7 days a week.

FUNCTIONS

1. Power switch
2. 1/4" Headphone jack
3. 1/4" TRS output jacks
4. 1/4" TRS input jacks
5. 5V input via USB-C external adapter
6. Channel volume controls
7. a) Peak indicator LEDs: These volume indicators light up when the corresponding input channels are 3dB below clipping.
b) A and B Mic/Line switches: Allows you to set one or both channel groups as mic pre amp inputs for microphones or as line level pre amp inputs for line level devices.
8. Mono/Stereo switch: In Stereo mode, A inputs are mixed to the CH A output and B inputs are mixed to the CH B output. In Mono mode, all A and B inputs are summed together and sent to both CH A and B.
9. BYPASS/USB AUDIO IN button: If the LINE8 is connected to your computer and the button is engaged, it will play output from the computer.
10. Power LED indicator
11. Clip LED indicators
12. Master volume control: This control adjusts the overall volume of the A and B outputs.
13. Phones Level



Thank you for purchasing this Rockville LINE8 USB 8-Channel Line/Mic Mixer.

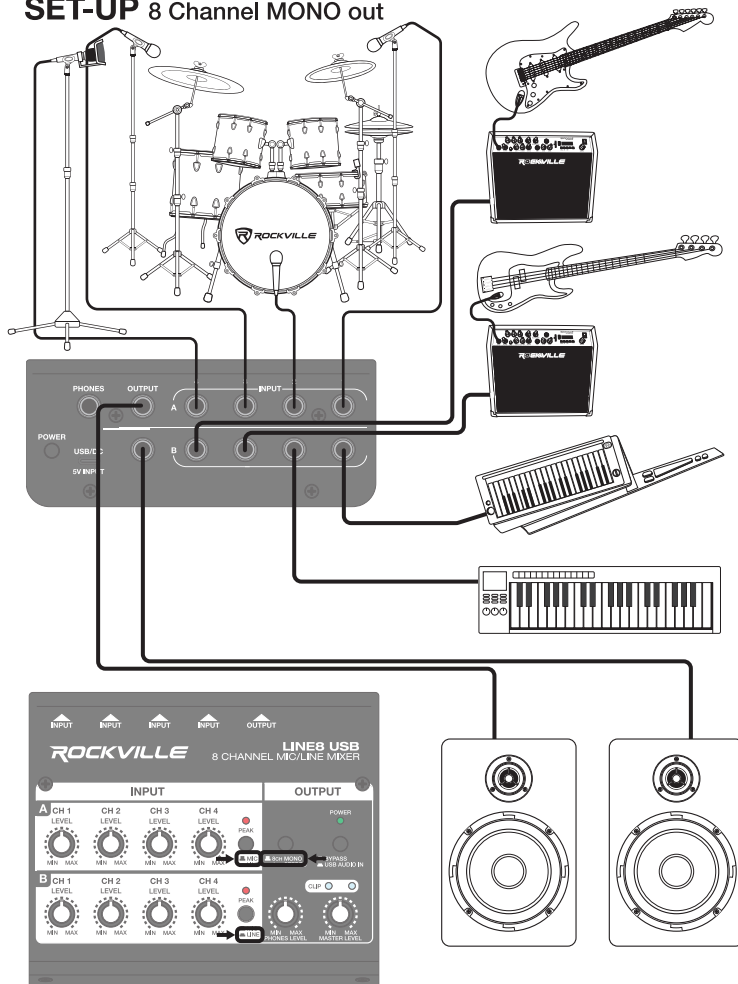
We are proud to bring you what we consider to be one of the finest 8-channel mini mixers on the market. This unit is extremely portable and features a strong aluminum housing. The unit has 4 stereo or 8 mono channels via a stereo/mono switch. Each input channel has an individual volume control plus a volume control for each output channel.

Please read this guide carefully for proper use of your Rockville LINE8 USB. Should you need assistance please call our technical help line at 1-646-758-0144, 24 hours a day/7 dys a week.

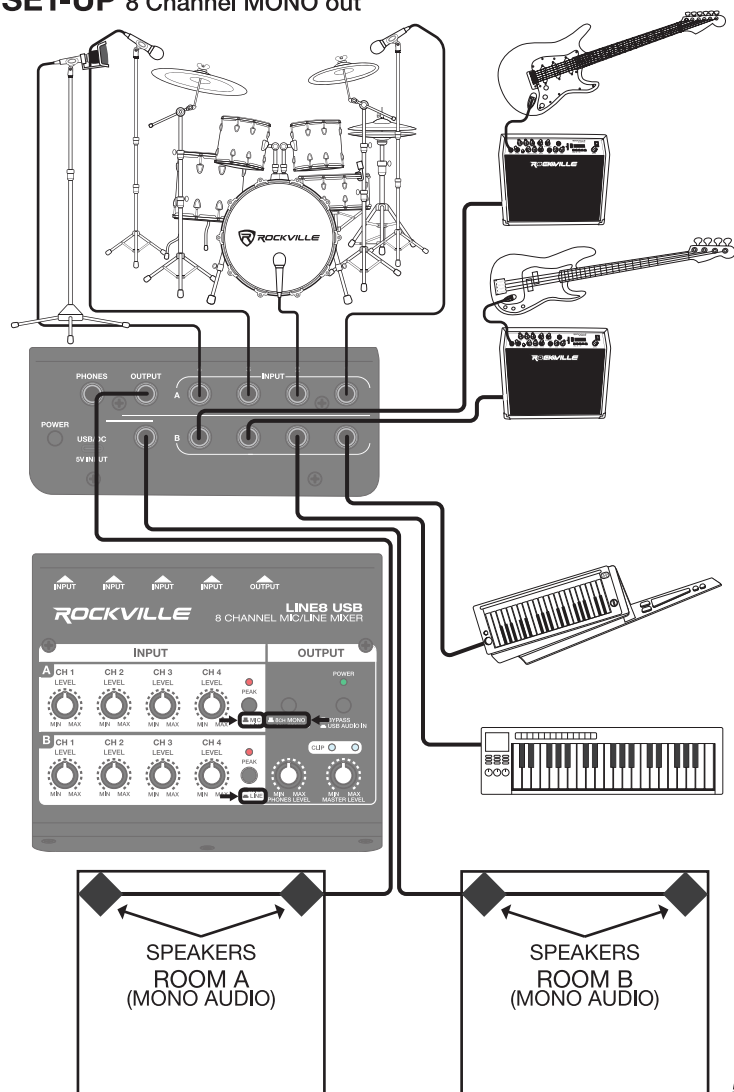
INCLUDES

- Mixer
- USB C to USB A charging cable
- Power adapter
- Owner's manual

SET-UP 8 Channel MONO out

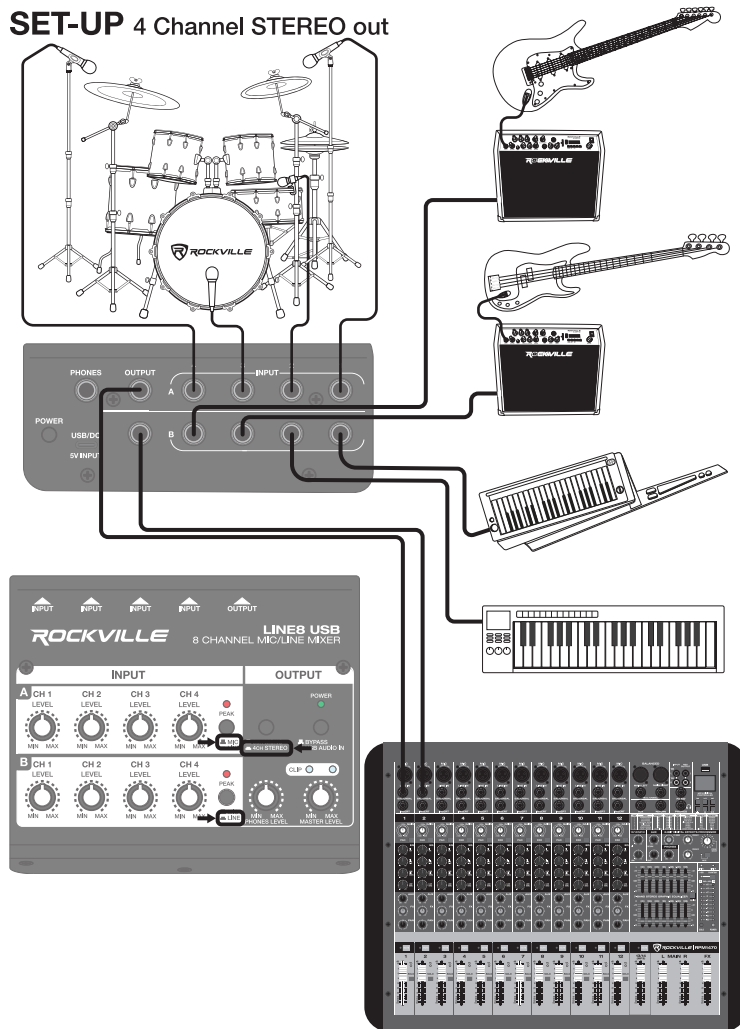


SET-UP 8 Channel MONO out



5

SET-UP 4 Channel STEREO out



6

FEATURES

- Built in stereo USB-C Recording Interface (Records the master output)
- 16 Bit 48kHz high sampling rate 8 Mono or 4 Stereo Channels (Stereo or Mono Selectable Switch)
- Selectable Line or Mic Input on input TRS A1-A4 and selectable mic/line level inputs on channels B1-B4
- 8 Inputs with individual volume controls (1/4" TRS)
- 8 Channel level knobs
- Headphone volume control knob
- Clip indicator for each of the two master outputs (Group A and Group B)
- Ultra Low-Noise makes this perfect for live sound performances, podcasts, and recording
- Channel summing button (Mono/Stereo)
- Master level knob
- USB monitor routing button
- Power LED indicator
- BUS powered through USB or use the included Power adapter to power it
- Power switch on back of unit
- Compact, Portable Size
- Strong Steel Housing
- Perfect product for podcast setups, for drummers to mic up their set, and many other applications
- Low noise floor (40µVrms) (Micro volts) of noise floor
- Frequency response (Headphones and Main outs) 4Hz – 80kHz
- THD+N A-Weighted <0.005%
- Signal to Noise ratio: -100.2dBA
- Crosstalk (Stereo Separation): -77dB at 5kHz
- Product Dimensions: 5.9" x 5.2" x 2.5"
- Product Weight: 1.65Lbs

7

LINE INPUTS:

- Eight 1/4" TRS

OUTPUTS:

- Two 1/4" TRS
- 1/4" TRS headphone output

6