



ROCKVILLE ATLAS FOAM FENDER OWNER'S MANUAL

Install the line and adjust its length as needed.




Secure it by pulling the line down into the retaining clip.




! **WARNING:** THIS ITEM IS NOT CERTIFIED AS A TYPE 2 PERSONAL FLOTATION DEVICE.

Insert the line into the retaining slots.

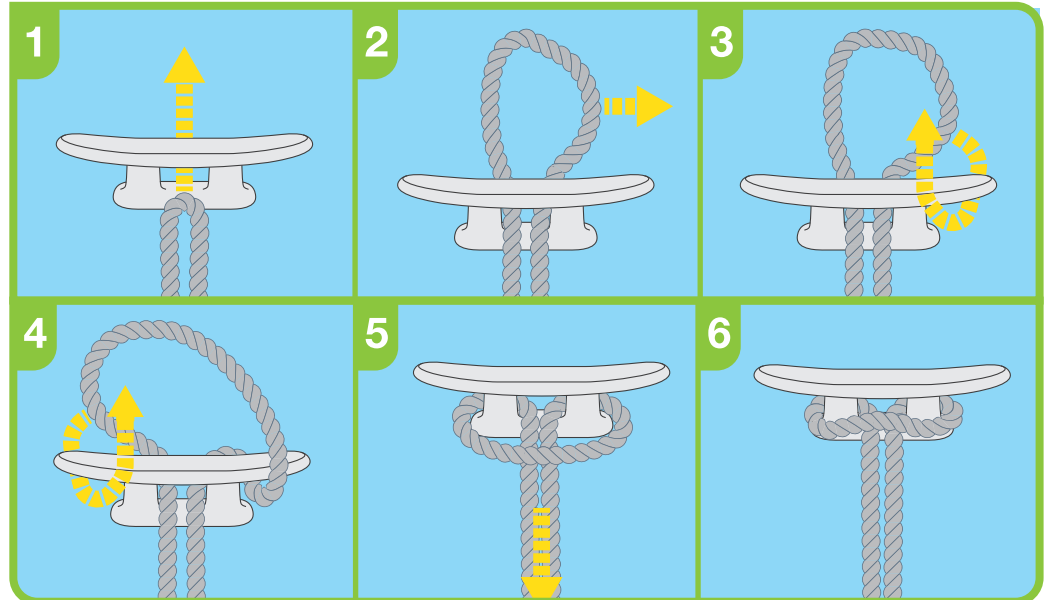


Stow excess line in the self-draining storage compartment.



Note: This fender can be installed both vertically and horizontally using the two handles.

Attach the fender(s) to your vessel's cleat(s)*.



*Attachment methods may vary depending on cleat type.